



# Actuator Switch Upgrade Kit

Models: T5e, Speed Scrub 24 in / 32 in



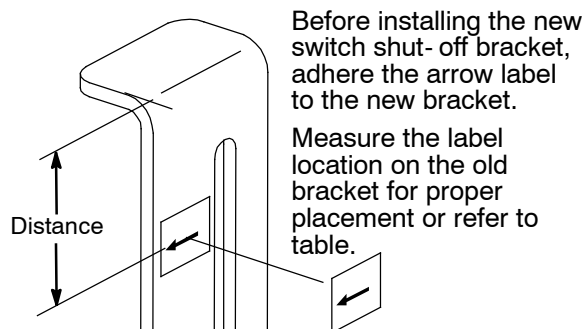
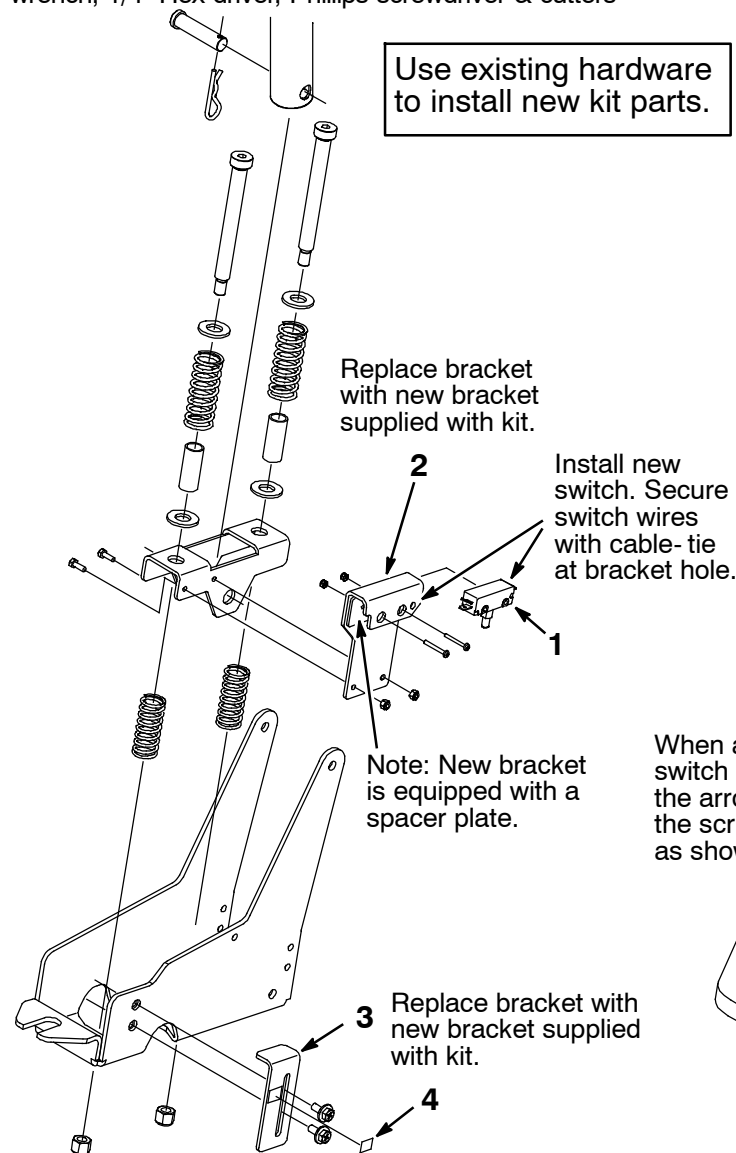
**NOTE:** Original actuator switch has been replaced with this Upgrade Kit. Install replacement switch with new brackets as illustrated below. This kit applies to machines manufactured before s/n 10679874 (03/14).

## INSTALLATION INSTRUCTIONS:

**Installation Time:** 1 Hour

**TOOLS REQUIRED:** 5.5mm, 7mm, 10mm, 9/16" wrench, 1/4" Hex driver, Phillips screwdriver & cutters

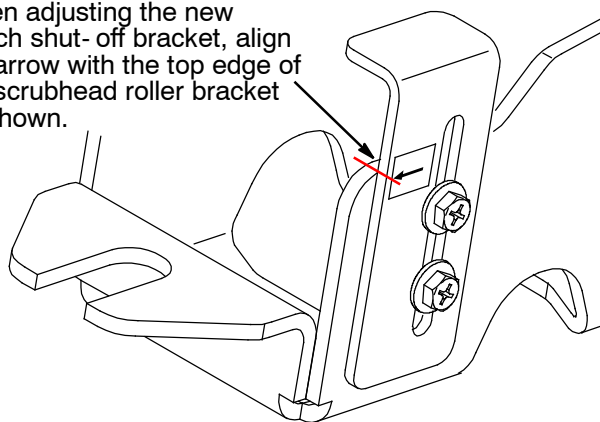
**FOR SAFETY:** Before servicing machine, stop on level surface, turn off machine and disconnect the black negative (-) battery cable from battery pack.



**Label Location Table**

| Scrub Head Size/Type | Distance        |
|----------------------|-----------------|
| 24 in/600mm Disk     | .60 in / 15 mm  |
| 28 in/700mm Disk     | .70 / 18 mm     |
| 32 in/800mm Disk     | .80 in / 20 mm  |
| 26 in/650mm Cyl.     | .80 in / 20 mm  |
| 32 in/800mm Cyl.     | 1.00 in / 25 mm |

When adjusting the new switch shut-off bracket, align the arrow with the top edge of the scrubhead roller bracket as shown.



## Actuator Switch Upgrade Kit

| Ref. | Part No. | Description                             | Qty. |
|------|----------|---|------|
| ▽    | 9010902  | Switch Kit, Upgrade, w/ Brackets        | 1    |
| ▲    | 1        | Switch, Push, Snap Action, 25A          | 1    |
| ▲    | 2        | Bracket Wldt, Switch, Down Pressure     | 1    |
| ▲    | 3        | Bracket, Switch, Shut-off               | 1    |
| ▲    | 4        | Label, Switch, Scrub Head               | 1    |
| ▲    | N/S      | Tie, Cable, Nyl, 11.0L, .14W, 3.0 Max.D | 1    |

▽ = Kit ▲ = Included in kit N/S = Not Shown